


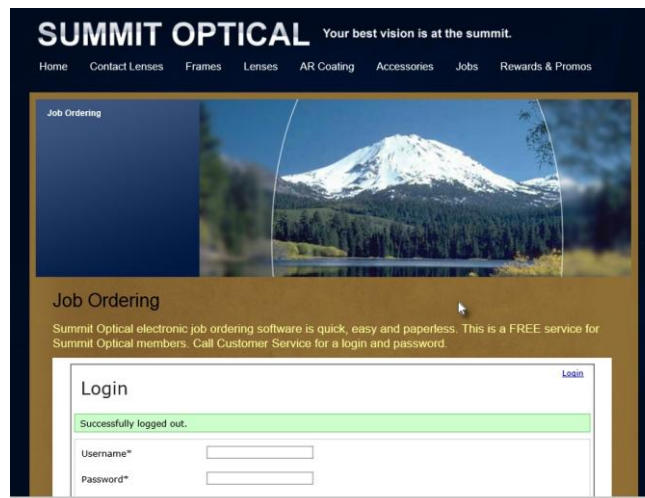
LabLizard Rx Lens Remote Ordering

Unique username and password for each retailer. Each lab matches unique Order Entry data with each retailer.

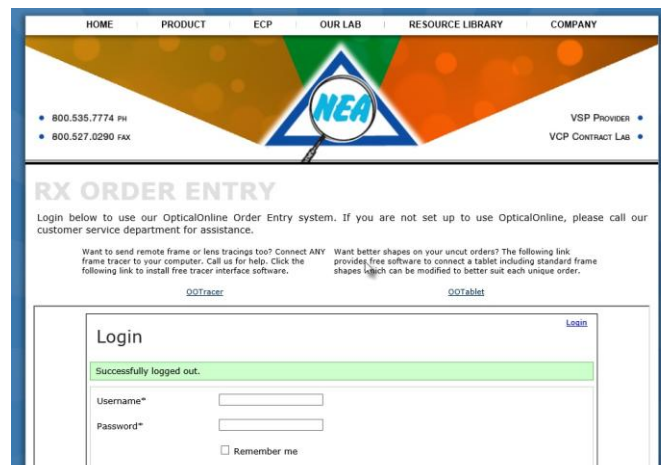


The screenshot shows a standalone web page titled "Login" in the top right corner. Below the title is a green banner that reads "Successfully logged out." The main content area contains a form with the following elements: a "Username*" label followed by a text input field; a "Password*" label followed by a text input field; a checkbox labeled "Remember me"; and a "Login" button at the bottom center.

Embed your LabLizard Rx lens ordering application within your corporate web site. Nothing to install. 100% cloud based. Continually brand your lab and increase your brand's value.



This screenshot shows the LabLizard login page embedded within the Summit Optical website. The website header includes the "SUMMIT OPTICAL" logo and the tagline "Your best vision is at the summit." with a navigation menu: Home, Contact Lenses, Frames, Lenses, AR Coating, Accessories, Jobs, Rewards & Promos. The main content area features a "Job Ordering" section with a background image of a snow-capped mountain. Below this, a text block states: "Summit Optical electronic job ordering software is quick, easy and paperless. This is a FREE service for Summit Optical members. Call Customer Service for a login and password." The embedded login form is identical to the standalone version, with a "Login" button in the top right corner of the form area.



This screenshot shows the LabLizard login page embedded within the NEA website. The website header includes navigation links: HOME, PRODUCT, ECP, OUR LAB, RESOURCE LIBRARY, and COMPANY. Below the header is a large graphic with the NEA logo and contact information: 800.535.7774 PH and 800.527.0290 FAX. The main content area is titled "RX ORDER ENTRY" and contains the text: "Login below to use our OpticalOnline Order Entry system. If you are not set up to use OpticalOnline, please call our customer service department for assistance." There are two links: "OOTracer" and "OOTablet". The embedded login form is identical to the standalone version, with a "Login" button in the top right corner of the form area.

Lab Customized Order Entry Screen

Fully customizable one page web ordering. Lab controls everything - data, ranges, options, fields, colors etc.

MyLabOnline
in the USA
Welcome Blaster Bunny Eyecare | [Logout](#)

Jeff's Acquistions

Order Entry
Pending
Order History
Job Status
Lens Lookup

Successfully logged in.

Reset

Tracing Data Run Tracer

Browse...
Upload Trace File

Patient Data

Last Name ██████████
First Name

Frame Data

Reset

UPC
 Vendor
 Frame Eye

Model
 Color
 Frame Bridge

Eye	Bridge	Temple	A	B	ED	DBL	Circ
		<input style="width: 100%;" type="text" value="###"/>	<input style="width: 100%;" type="text" value="###.##"/>	<input style="width: 100%;" type="text" value="###.##"/>	<input style="width: 100%;" type="text" value="###.##"/>	<input style="width: 100%;" type="text" value="###.##"/>	<input style="width: 100%;" type="text" value="###.##"/>

Frame Mounting Choose...

Rx Data

Single Vision
Reading
Distance
Pair Dispense

	Sphere	Cylinder	Axis	Add	Binocular PD	Far PD	Near PD
OD Right	<input style="width: 100%;" type="text" value="+0.00"/>	<input style="width: 100%;" type="text" value="###.##"/>				<input style="width: 100%;" type="text" value="###.##"/>	<input style="width: 100%;" type="text" value="###.##"/>
OS Left	<input style="width: 100%;" type="text" value="+0.00"/>	<input style="width: 100%;" type="text" value="###.##"/>				<input style="width: 100%;" type="text" value="###.##"/>	<input style="width: 100%;" type="text" value="###.##"/>

	Seg Height	OC from Bottom	Special BC	Thickness Reference	Special Thickness
OD Right	<input style="width: 100%;" type="text" value="###.##"/>	<input style="width: 100%;" type="text" value="###.##"/>	<input style="width: 100%;" type="text" value="###.##"/>	<input style="width: 100%;" type="text" value="None"/>	
OS Left	<input style="width: 100%;" type="text" value="###.##"/>	<input style="width: 100%;" type="text" value="###.##"/>	<input style="width: 100%;" type="text" value="###.##"/>		

	Prism	Dir	Angle	Prism2	Dir	Slab-Off Diopters	Base
OD Right	<input style="width: 100%;" type="text" value="###.##"/>					<input style="width: 100%;" type="text" value="###.##"/>	<input style="width: 100%;" type="text" value=""/>
OS Left	<input style="width: 100%;" type="text" value="###.##"/>					<input style="width: 100%;" type="text" value="###.##"/>	<input style="width: 100%;" type="text" value=""/>

Lens Data

Reset

	Style	Material	Color
OD Right	<input style="width: 100%;" type="text" value="Choose..."/>	<input style="width: 100%;" type="text" value="Choose..."/>	<input style="width: 100%;" type="text" value="Choose..."/>
OS Left	<input style="width: 100%;" type="text" value="Choose..."/>	<input style="width: 100%;" type="text" value="Choose..."/>	<input style="width: 100%;" type="text" value="Choose..."/>

Treatment	<input style="width: 100%;" type="text" value="Choose..."/>
Coating	<input style="width: 100%;" type="text" value="Choose..."/>
Tinting	<input style="width: 100%;" type="text" value="Choose..."/>
AR	<input style="width: 100%;" type="text" value="Choose..."/>
Extras	<input style="width: 100%;" type="text" value="Choose..."/>

Instructions

Submit
Pending
Reset

Pending Lab Orders

Options to save partially completed orders in Pending tab to wait for supervisor approval or addition information

MyLabOnline
In the USA

Welcome Blaster Bunny Eyecare | [Logout](#)

Jeff's Acquisitions Orders

Order Entry | **Pending** | **Order History** | **Job Status** | **Lens Lookup**

Find Order

Reset	Patient/PO #	<input type="text" value="Lastname, firstname"/>		
	Order Date	<input type="text" value="YYYY-MMM-DD"/>		Trace Uploaded
	Order Number	<input type="text" value="#####"/>		Original Order Number

Order Details

Order History

Complete online Order History available for reprinting, Reorders or Redo's

MyLabOnline
In the USA

Welcome Blaster Bunny Eyecare | [Logout](#)

Jeff's Acquisitions Orders

Order Entry | **Pending** | **Order History** | **Job Status** | **Lens Lookup**

Find Order

Reset	Patient/PO #	<input type="text" value="Lastname, firstname"/>		
	Order Date	<input type="text" value="YYYY-MMM-DD"/>		Trace Uploaded
	Order Number	<input type="text" value="#####"/>		Original Order Number

Order Details

New Order

Optikam's Maid-2-Measure iPad application

Seamless interface with Optikam's Maid-2-Measure iPad application to upload Position of Wear (P.O.W.) measurements (Vertex, Tilt & Wrap)

MyLabOnline
in the USA

Welcome My Test Account | [Logout](#)

My Lab Online

Orders

Order Entry
Pending
Optikam
Order History
Job Status
Order Backlog

Find Order

	Patient/PO #	Lastname, firstname			
Reset	Order Date	YYYY-MM-DD			Trace Uploaded
	Order Number	#####			Original Order Number

Order Details

Fully customizable Free Form measurement fields, only visible when free form lenses are selected.

Freeform									
Lifestyle			Engraver			Headscape Angle			
	Face Form Angle	Pantoscopic Angle	Object Distance	Vertex Refracted	Vertex Fitted	Eye Level	Eye Level Value	Inset	Eye Center-of-Rotation Distance
OD	0.0	16.8			6.7				
OS	0.0	16.8			6.7				

Instructions

[Print](#)
[Retrieve](#)
[Delete](#)

"Live Job Checking

Real time "live" job tracking displaying each order for one retailer's orders within the lab. Option to sell advertising space, vary messages from lab and see order details. Display both tracking WIP and recently shipped orders only for one retailer.

For complete job details, click on individual Invoice Number to review Rx, Lens order, treatments and optional pricing.

MyLabOnline[®]
in the USA

My Lab Online

Welcome My Test Account | [Logout](#)


Order Entry
Pending
Optikam
Order History
Job Status
Order Backlog

Lens Lookup

**The Perfect Sunwear
Pair for Everyone!**
www.NuPolar.com

NUPOLAR[®]

polarized lenses




Important message

Grande Promocion este mes

Big promotion - 50% off everything

Change this message daily

[Click here to contact the Lab](#)



STEVE AND PAT'S Optical Labs

Order processed in the last 99 days
Dr. Test

Display all
Shipped Only
In process only

Lab Invoice	Date Ord.	Patient	P.O.	Lab. Tray #	Type	Last status	Lenses
10000264	01/08/2014	KENJ JACKSON		100120	Glazed	01/16/2014 13.04 Missing Innov. Calcs- c	CR-39 - FT35 - CLEAR
10000272	01/24/2014	TRACE		77779	Glazed	01/24/2014 14.35 Order received	CR-39 - SV - CLEAR
10000281	02/21/2014	BAKERDAN		443	Uncut	02/21/2014 14.40 Order received	POLY - EVRD-B - SRC1
10000282	02/21/2014	BAKERDAN		6655	Uncut	02/21/2014 15.11 Order received	POLY - EVRD-B - SRC1
10000283	02/21/2014	KENJ2		100123	Uncut	02/21/2014 17.05 Order received	POLY - SV - SRC1

Lab Customized Lens Data

Data associated with each retailers login is fully customizable by each lab.

Control the available lens combinations, lens descriptions, treatments and options.

Welcome lab299 | [Logout](#)

The Opti-Shack

Lens Combos

Lab ID: 299

Account Info
Tables
Retail Settings

Frames
Lenses
Pick Lists
Ship-To
Prescribers

Combos
Styles
Materials
Colors
Treatments

Lens Combos for March 21, 2014 15:00

Search
by Material
by Style
by Color

Filter by: Lens Style All
 Enabled: All
Go

« Previous
1
2
3
4
5
6
7
8
9
...
812
813
Next »
Per Page: 50

Enable	Material	Style	Color
✓	0 CR-39 Customized	1 SV	0 White
✓	0 CR-39 Customized	1 SV	344 PLR APPL GRN HC
✓	0 CR-39 Customized	1 SV	71 PLR NEUT BRN NC
✓	0 CR-39 Customized	1 SV	82 POLAR YELLOW HC
✓	0 CR-39 Customized	1 SV	83 POLAR GRAY-C HC
✓	0 CR-39 Customized	1 SV	84 POLAR BROWN-C HC
✓	0 CR-39 Customized	1 SV	108 POLAR G15 HC
✓	0 CR-39 Customized	1 SV	109 POLAR G15 NC
✓	0 CR-39 Customized	1 SV	341 PLR CANRY YELW HC
✓	0 CR-39 Customized	1 SV	337 DRIVEWEAR
✓	0 CR-39 Customized	1 SV	476 MAR HYDRO
✓	0 CR-39 Customized	1 SV	345 POLAR AMBER HC
✓	0 CR-39 Customized	1 SV	343 POLAR SKY BLUE HC
✓	0 CR-39 Customized	2 SV LENT Customized	1 FACTORY HARDCOAT
✓	0 CR-39 Customized	3 RD LENT	0 White
✓	0 CR-39 Customized	3 RD LENT	1 FACTORY HARDCOAT
✓	0 CR-39 Customized	4 FT LENT	1 FACTORY HARDCOAT
✓	0 CR-39 Customized	8 DOUBLE D28	0 White
✓	0 CR-39 Customized	8 DOUBLE D28	1 FACTORY HARDCOAT

Lab Customized Drop Down List Options

Each lab can control drop down lists for Frame Source, Frame Mountings and Redo reasons

Welcome lab299 | [Logout](#)

The Opti-Shack

Frame Source List

Lab ID: 299

Account Info
Tables
Retail Settings

Frames
Lenses
Pick Lists
Ship-To
Prescribers

Frame Sources
Frame Mounting
Redo Reasons
States/Provinces
Priority Countries

Default

Description	Code	Lab Invoice?	Diameters?	Include in Instructions?	Tracefile Present		No Tracefile		Edit
					Enable?	Default?	Enable?	Default?	
Uncut Lenses Only	5	✗	✗	✗	✓	✗	✓	✓	Edit
Edged Lab Supply	1	✗	✗	✗	✓	✗	✓	✗	Edit
Edged Frame to Come	3	✗	✗	✗	✓	✗	✓	✗	Edit
Edged Retrieve Trace	4	✓	✗	✓	✗	✗	✓	✗	Edit
Uncut by Diameter	5	✗	✓	✗	✓	✗	✓	✗	Edit
Edged Lenses Only	4	✗	✗	✗	✓	✓	✓	✗	Edit

[New Frame Source](#)

Lab Customized Order Entry Field Options

Customize different Order Entry screen and available options by retailers. Lab controls the screen colors, which fields display, field names and which are mandatory fields.

Welcome lab299 | [Logout](#)

The Opti-Shack


Edit Retail Configuration

Lab ID: 299

Account Info
Tables
Retail Settings

Name*

Panel Heading Background Color	<input type="text" value="#2bbbce"/>
Panel Heading Text Color	<input type="text" value="#222"/>
Field Required Color	<input type="text" value="#9ce4ca"/>
Field Background Color	<input type="text" value="#FFF8DC"/>
Button Background Color	<input type="text" value="#afd9ff"/>
Button Text Color	<input type="text" value="#000000"/>
Ship-to Hover Color	<input type="text" value="#FFA07A"/>
Tabbed Navigation Colors	
Text Color	<input type="text" value="#000000"/>
Line Color	<input type="text" value="#000000"/>
Background Color	<input type="text" value="#FFFFFF"/>
Active Background Color	<input type="text" value="#FFFF33"/>



	Show	Mandatory	Min	Max	Custom Label
Patient Panel	✓	✓			<input type="text"/>
Last Name	✓	✓			<input type="text"/>
First Name	✓	<input type="checkbox"/>			<input type="text"/>
Medicaid	✓	<input type="checkbox"/>			<input type="text"/>
Date of Birth	✓	<input type="checkbox"/>	1880-01-01	today	<input type="text"/>
Address	✓	<input type="checkbox"/>			<input type="text"/>
Medical Record No.	✓	<input type="checkbox"/>			<input type="text"/>
Receive Date	✓	<input type="checkbox"/>	1880-01-01	today	<input type="text"/>
Date of Last Service	✓	<input type="checkbox"/>	1880-01-01	today	<input type="text"/>
PA Number	✓	<input type="checkbox"/>			<input type="text"/>
PA Reason	✓	<input type="checkbox"/>			<input type="text"/>